


Responseware TurningPoint: European version!

1. Go to: responseware.eu
2. Session ID: xTalk
3. Wait for a question to appear



Innovating Education on a large scale: What, Why and How

Annoesjka Cabo





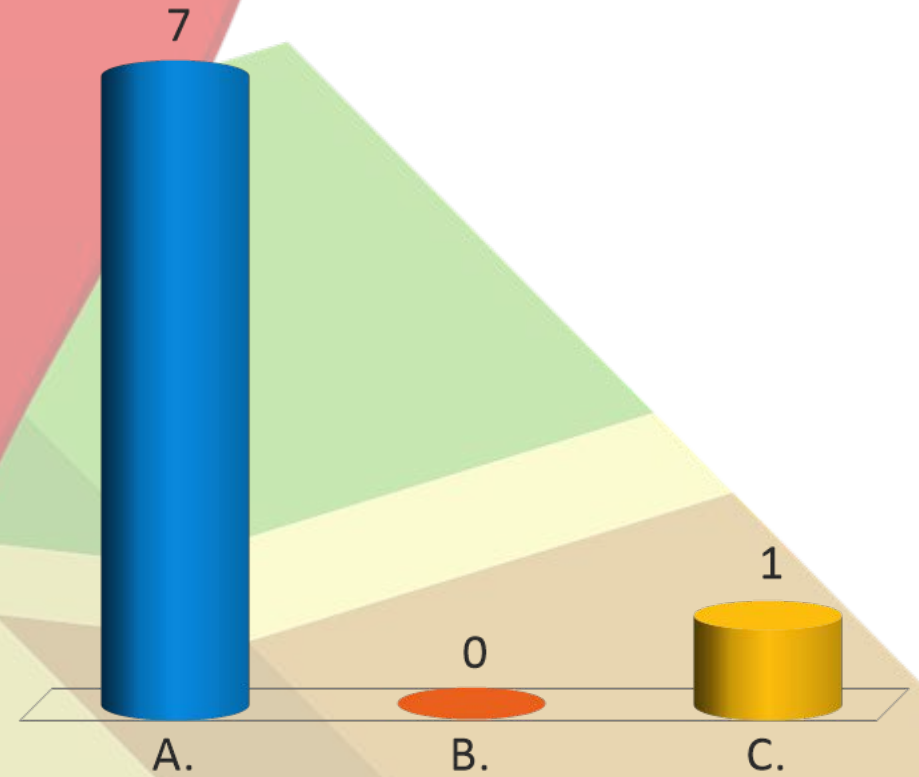
Responseware TurningPoint

1. Go to: responseware.eu
2. Session ID: xTalk
3. Wait for a question to appear



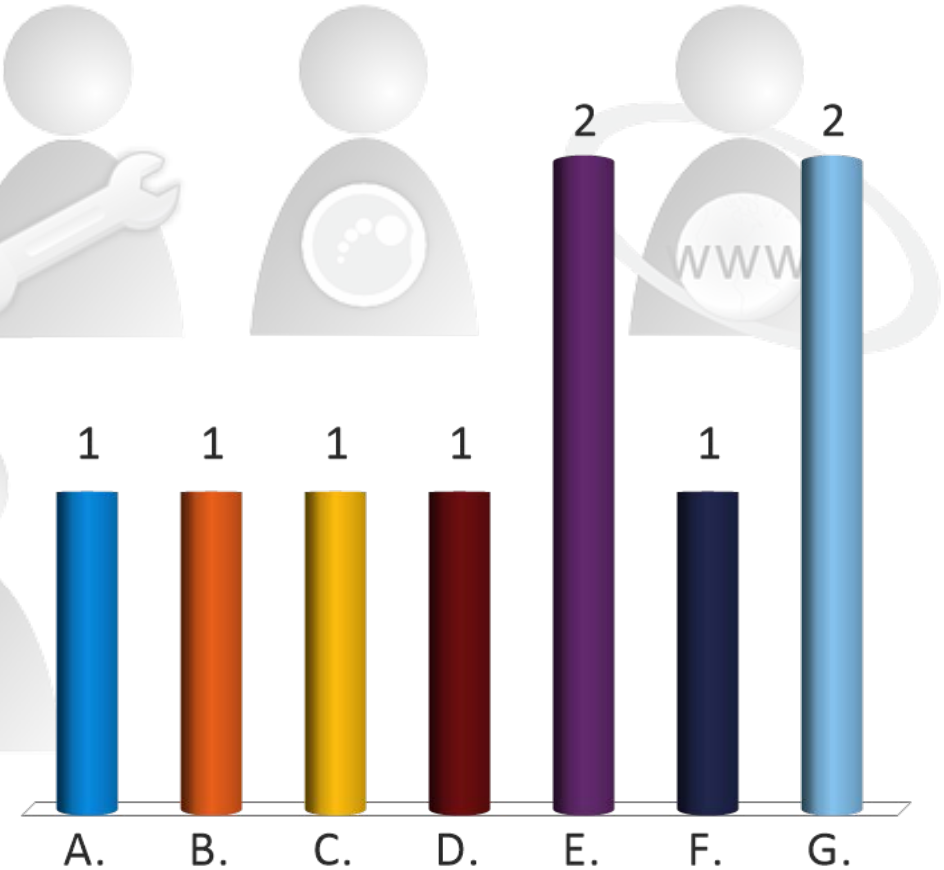
Hi! Where are you from?

- A. MIT
- B. Harvard
- C. Other



What is your main role?

- A. Educational support
- B. ICT support
- C. Lecturer
- D. Researcher
- E. Student
- F. Management
- G. Other



What do you expect from this talk?




Programme

- The story of the lonely innovator
- PRIME
- Lessons learned

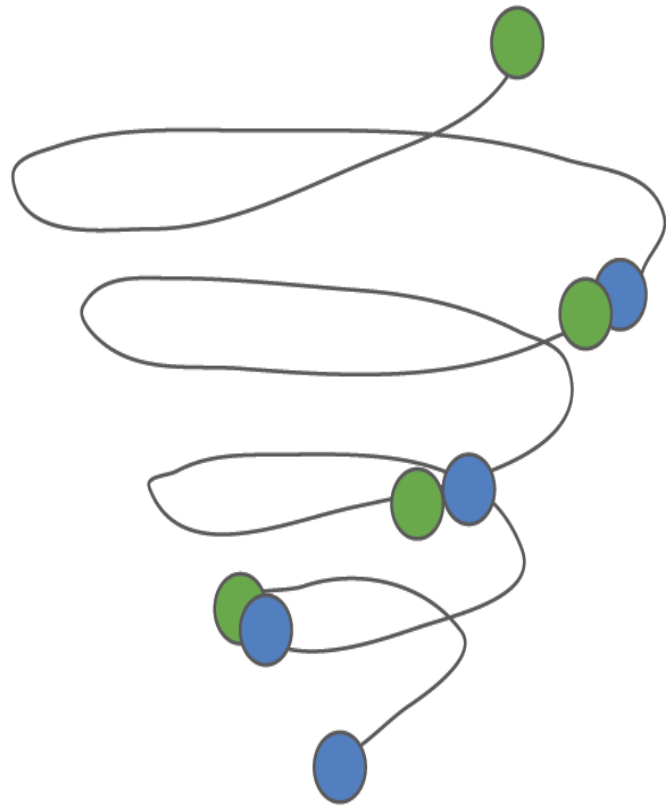


MIT report; www.math-explained.nl

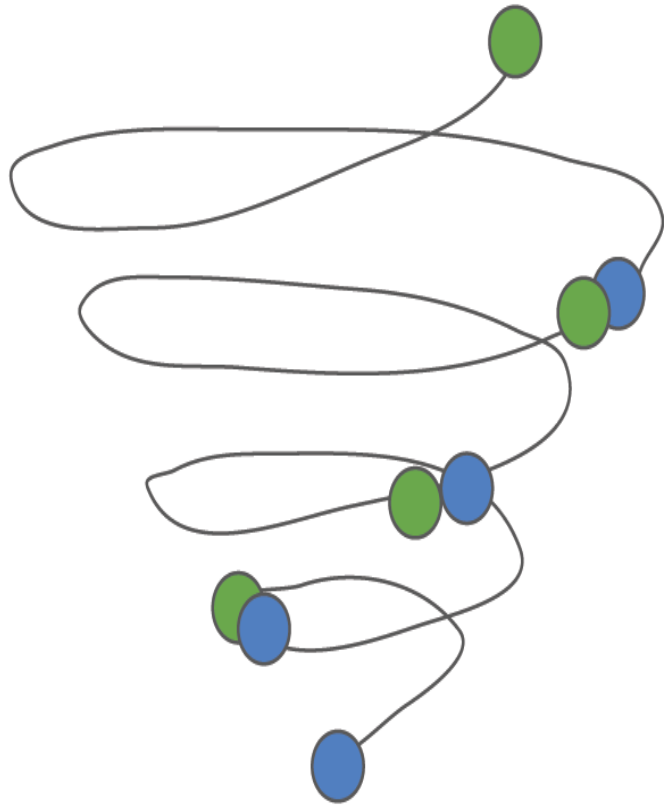
The lonely innovator



Research



Research



Education



PRIME

PRIME

=

PRogramme Innovation Mathematics Education



The global state of the art in engineering education

MARCH 2018

DR RUTH GRAHAM



Identifies TU Delft
as a current and
emerging leader
in engineering education

(Case study PRIME in Box 27 p.148)

TU Delft

8 Faculties

25.000 students

1900 fte scientific staff

2000 fte PhD students



Mathematics at TU Delft

Delft Institute of Applied Mathematics @ Faculty EEMCS

Interfaculty education: 15.000 students *Mathematics programme: 550 students*

48 fte: 23 fte dedicated lecturers *20 fte*



Goals

- Activate students
- Transfer mathematics to engineering
- Efficiency of teaching and learning

Courses and Faculties

Courses and faculties

	Calculus 1, 2, 3	Linear Algebra 1, 2	Probability and Statistics
CE	XX		
EE			X
AE		X	
3mE			
CS			
TPM			
AES			

2016-2017

lecturers involved: 7
students involved : 900

Courses and faculties

Bachelor Programme	Calculus 1, 2, 3	Linear Algebra 1, 2	Probability and Statistics
CE	XX	XX	
EE			X
AE	XXX	X	X
3mE	XX	XX	
CS	X	X	X
TPM	X	X	X
AES	XX	X	X

2018-2019

lecturers involved: 25

unique students involved : 3000+

Courses and faculties

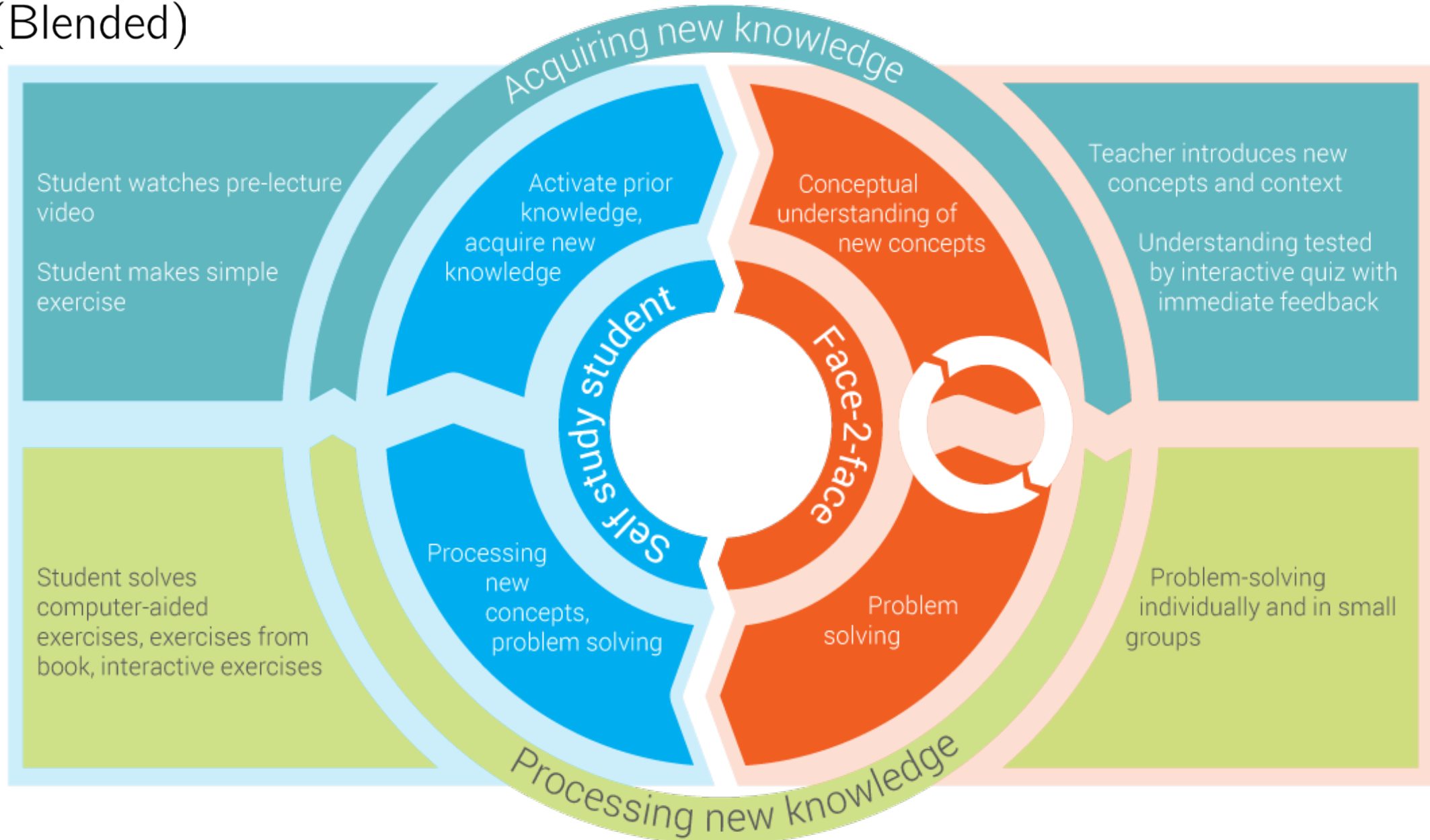
2019-2020

	Calculus 1, 2, 3	Linear Algebra 1, 2	Probability and Statistics	Differential equations
CE	XX	XX	Pilot Fall 2019	Pilot Fall 2019
EE			X	
AE	XXX	X	X	
3mE	XX	XX	X	
CS	X	X	X	
TPM	X	X	X	
AES	XX	X	X	

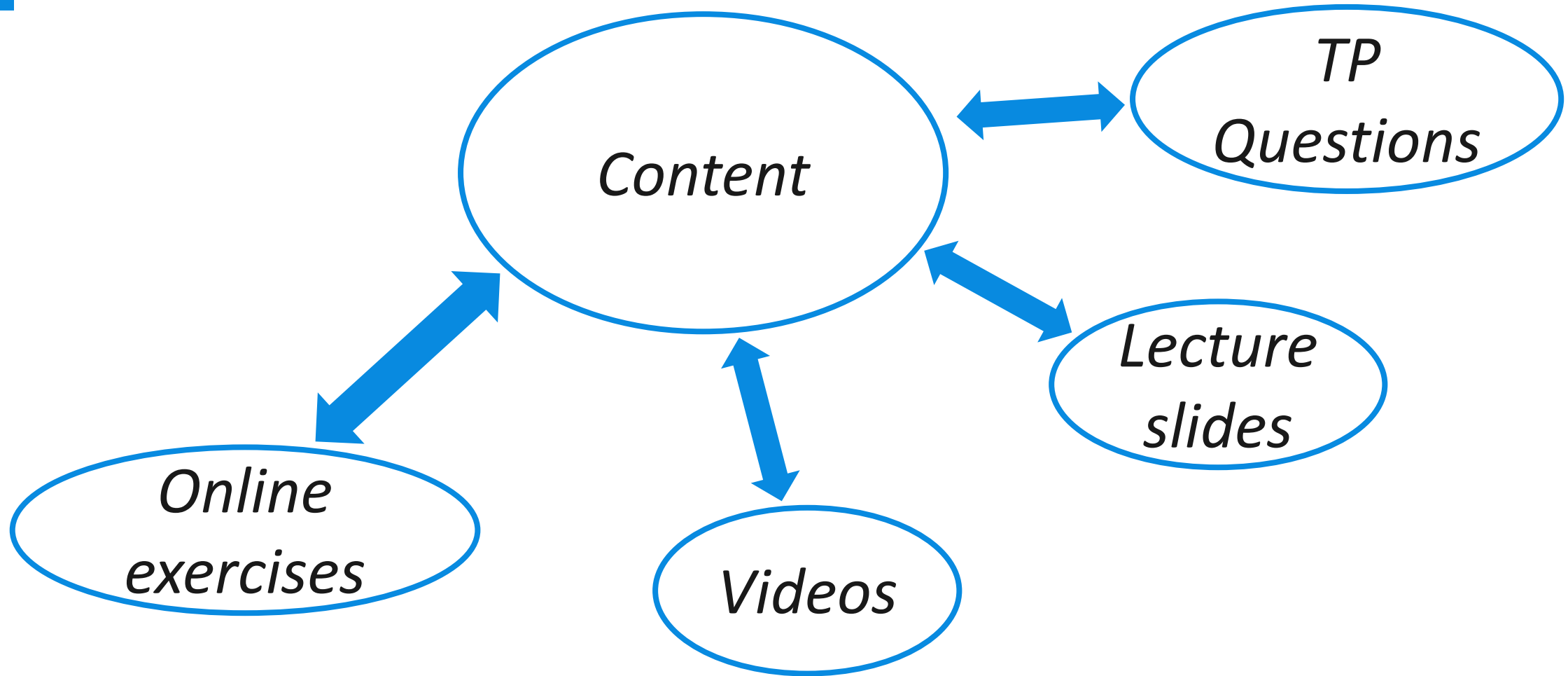
Outcomes

Didactical concept: Prepare, Participate, Practice

(Blended)



Content



Innovate teaching and learning

- Constantly improving
- Evidence-based
- Student and teacher driven

Lessons learned



What are the success factors for this process?



DATA-DRIVEN COURSE DESIGN

ADOPTION IN OTHER DEPARTMENTS

SUSTAINED EFFORT

PREPARING STUDENTS FOR THE CHANGE AND ...

SETTING EXPECTATIONS

ALIGNMENT



Funding → Team effort

Strong external project leader

↳ Strong internal project leader

↳ Coordinators and lecturers

Involvement of stakeholders

Evaluate and redesign

Provide training

Do research

Training the students: How to study in a blended course



Results



Passing rates

	2013/14	2014/15	2015/16	2016/17
LinearAlg AE	61%	72%	52%	75%
Prob&Stat AE	54%	19%	56%	67%
Prob&Stat EE	67%	79%	54%	70%
Calculus 1 CE	73%	68%	64%	68%

Continue/Start/Stop

We appreciate your feedback with respect to all aspects of
Mathematics 1 (AESB1211)

CONTINUE with

START with

STOP with

Continue/Start/Stop

Number of responses: 670; Survey period: first quarter 2017-2018

Interactive quizzes	Clear explanations	Online homework	This way of teaching	Pre-lecture videos
189	132	83	77	62
Explain tough homework questions	Recording lectures	More test exams	More time for working on exercises	Discuss exam questions during class
89	32	25	20	17
Pre-lecture video's	Make students pay for the homework system	Interactive quizzes	The book	Online assignments
29	19	18	11	9

Efficiency

- Less preparation time for teachers
- More time for feedback during class
- Uniformity among lecturers

Research

Statistics

For each course:

Pre-lecture activities

Attendance

Participation in quizzes

Participation online exercises

Exam results

Research

with Renate Klaassen from 4TU.CEE*

Setting: 800 1st year students in ME and CE

Course: Calculus II - Functions of severable variables

Is self-reported engagement with the course material significantly enhanced by monitoring or scaffolding cues from the lecturers?

1. Attending classes
 - Online vs offline
2. Scaffolding cues (from the lecturers)
 - Gender effect

*accepted for CDIO 2019

Research*

with Martine Baars (Erasmus University Rotterdam), CEL

Setting: 900 1st year students in CSE

Course: Linear algebra

What is the effect of monitoring and control prompts in a blended environment on the performance at the interactive quiz questions?

How do self regulating skills of students in the two groups develop during the course?

What role do metacognitive learning strategies play in the effect of monitoring and prompts on students' performance in the quizzes and in the exam?

*in progress



Future

*Online
exercises*

Videos

Slides

*TP
Questions*



Future

- Adaptive learning
- Learning analytics
- How to test
- Research
- What about Mathematics programme?



Summary

Innovation = success and fun IF AND ONLY IF

- Teamwork
- Support
- Training





Never ending story!!

200+ videos

www.math-explained.tudelft.nl



1000+ exercises

<https://grasple.com/math/>







Online Homework Platform

Grasple: open content




Basic math exercises have been created by [OpenStax](#). The more advanced topics (Calculus) have been created by [Delft University of Technology](#) and adapted by Grasple. All materials are CC licensed! So feel free to reuse, remix and redistribute these exercises as long as you make a proper attribution.











Legend

-  Indicates whether a lesson/explanation is available per subject  10 Indicates if and how many exercises are currently available per subject
-  Content has an open Creative Commons license  Author indicated that content is accessible upon request

Basis

- [Algebraic expressions](#)  5 
- [Exponents](#)  5 
- [Square roots](#)  5 
- [Polynomials and factoring polynomials](#)  5 
- [Rational expressions](#)  3 
- [Solving equations](#)  3 
- [Inequalities](#)  3 

Functions and graphs

- [Graphs](#)  5 
- [Functions](#)  10 
- [Transformation of functions](#)  3 
- [Inverse functions](#)  5 
- [Composition of functions](#)  5 

TUD - Probability & Statistics - EE1M31 - 1819Q3 ▼

Introduction

Grasple introduction

Events and probability rules

- ✓ Events and probability rules - Basics
- ✓ Events and probability rules - Practice questions
- Events and probability rules - Challenging questions

Conditional probabilities

- ✓ Conditional probabilities - Basics
- ✓ Conditional probabilities - Practice questions
- Conditional probabilities - Challenging questions
- Law of total probability, Bayes' and independence - Basics

First distributions

- Discrete random variables and probability mass functions - Basics
- Discrete random variables and probability mass functions - Practice questions
- Discrete random variables and probability mass



Conditional probabilities - Practice questions

Start practicing!

● It seems you don't fully understand this subject yet. Practice now and pass the exercises to show you do master this subject. Or take a lesson first. You can do it!

After lecture: exercises (online) ▼



Grasple

LESSONS

MONITOR

TESTS

HELP



EXERCISE



0/5

edit

[Report mistake!](#)

QUESTION 1 - TRY 1 OF 3


SKIP

Suppose, $P(A) = 0.23$, $P(B) = 0.33$, $P(B | A) = 0.74$ and $P(A \cap B) = 0.17$.

What is the value of $P(A \cup B)$?

Check my answer

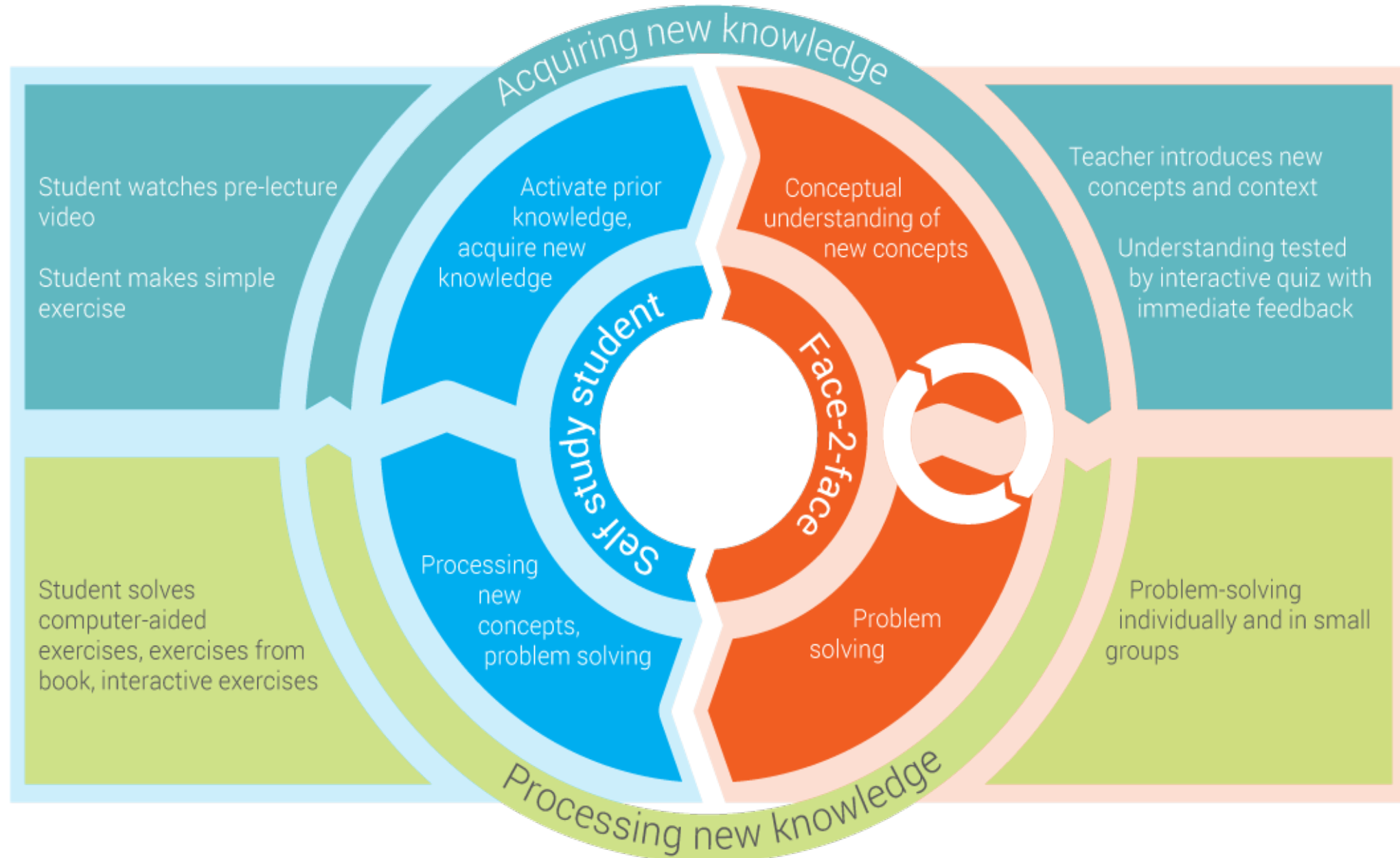
Questions?



PRIME Overview

1. Didactic concept
2. Lesson plan
3. Material
4. Collaborative learning environment
5. Online homework platform

Didactical concept: Prepare, Participate, Practice




Mathematical modelling



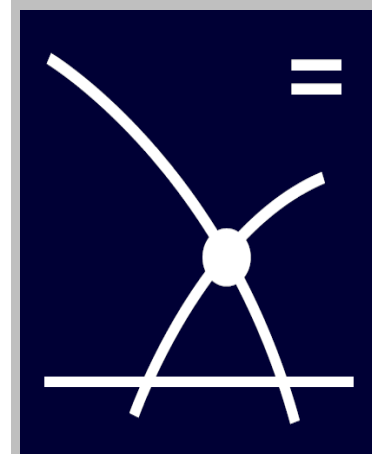
Real-world
Problem

Formulate



Mathematical
Model

Solve



Mathematical
Conclusions

Interpret



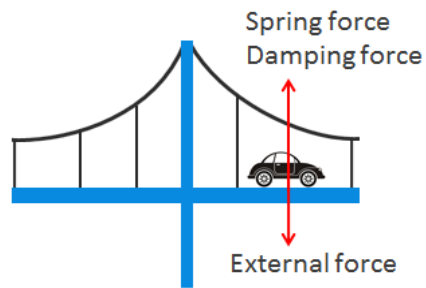
Real-world
Predictions

Test



Transfer mathematics to engineering

Cable bridge



Newton's law
 $F = ma$

$$F_s + F_d + F_{ext}(t) = m_c y''$$

$$-ky - cy' + F_{ext}(t) = m_c y''$$

$$10y'' + 4y' + 7y = F_{ext}$$

Spring constant: $k = 7$ kN/m

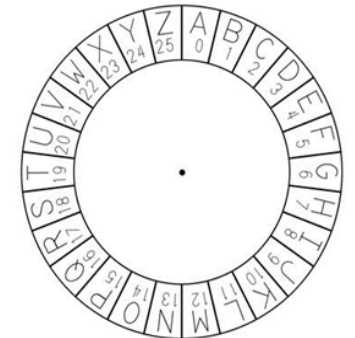
Damping constant: $c = 4$ kNs/m

Mass cable: $m_c = 10$ ton



Encryption

$$\text{Key} = \begin{bmatrix} 1 & 1 & 1 \\ 0 & 1 & 1 \\ 0 & 0 & 1 \end{bmatrix}$$









C	O	M	P	U	T	E	R	S	C	I	E	N	C	E
2	14	12	15	20	19	4	17	18	2	8	4	13	2	4







$$\text{Message} = \begin{bmatrix} 2 & 15 & 4 & 2 & 13 \\ 14 & 20 & 17 & 8 & 2 \\ 12 & 19 & 18 & 4 & 4 \end{bmatrix}$$







$$\text{Encrypted message} = \begin{bmatrix} 28 & 54 & 39 & 14 & 19 \\ 26 & 39 & 35 & 12 & 6 \\ 12 & 19 & 18 & 4 & 4 \end{bmatrix}$$
















Brightspace







-  **Overview**   Image 
 **View** 5 min 
Here you can see how the topics of this lecture are related to each other and to other topics.





-  **Before lecture: Study video (1/2)**   Video 
 **Watch** 15 min 
In this video you will learn how to use Bayes' rule to determine conditional probabilities.

-  **Before lecture: study video (2/2)**   Video 
 **Watch** 15 min 
In this video you will learn when two events are independent.

-  **Before lecture: exercises**   Web Page 
 **To do** 30 min 

-  **Lecture slides**   PDF document 
 Starts 14 February, 2019 15:30
 **Study lecture slides** 15 min 

-  **After lecture: exercises (book)**   Web Page 
 **To do** 1h 30 min 

-  **After lecture: exercises (online)**   External Learning Tool 
Practice in GraspLe

