

Across Dimensions: Two- and Three-Dimensional Phase Transitions from the Iterative Renormalization-Group Theory of Chains

Ibrahim Keçođlu¹ and A. Nihat Berker^{2,3}

¹*Department of Physics, Bođaziçi University, Bebek, Istanbul 34342, Turkey*

²*Faculty of Engineering and Natural Sciences, Kadir Has University, Cibali, Istanbul 34083, Turkey*

³*Department of Physics, Massachusetts Institute of Technology, Cambridge, Massachusetts 02139, USA*

Sharp two- and three-dimensional phase transitional magnetization curves are obtained by an iterative renormalization-group coupling of Ising chains, which are solved exactly. The chains by themselves do not have a phase transition or non-zero magnetization, but the method reflects crossover from temperature-like to field-like renormalization group flows as the mechanism for the higher-dimensional phase transitions. The magnetization of each chain acts, via the interaction constant, as a magnetic field on its neighboring chains, thus entering its renormalization-group calculation. The method is highly flexible for wide application.

I. INTRODUCTION: CONNECTIONS ACROSS SPATIAL DIMENSIONS

It is well-known and quickly shown that one-dimensional models ($d = 1$) with finite-range interactions are exactly solvable and do not have a phase transition at non-zero temperature [1]. Nevertheless, the phase transitions of the $d > 1$ models are distinctively recovered from the correlations in the exactly solved $d = 1$ chains, as we show in the present study. Specifically, using the exact renormalization-group solution of the $d = 1$ Ising chain (which at non-zero temperatures has no phase transition and zero magnetization), the finite-temperature phase transitions and entire magnetization curves of the $d = 2$ and $d = 3$ Ising models are sharply recovered quantitatively and distinctively (Fig. 1). The method is general and flexible, and thus can be applied to a wide range of systems.

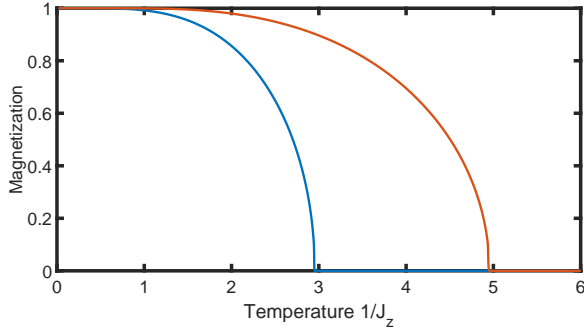


FIG. 1. From left to right, magnetizations for $d = 2$ and $d = 3$ Ising models obtained by coupling exact solutions of Ising chains. The magnetization of each chain acts, via the coupling constant J , as a magnetic field entering the renormalization-group calculation of its neighboring chains. This procedure is iterated until the magnetization curve converges, as seen in Fig. 2, in fact creating order out the renormalization-group flows within a disordered phase, reflecting a crossover from field-like (at lower temperatures) to temperature-like flows. The magnetization curves on this figure are actually smooth on reaching zero, but this cannot be seen on the scale of figure.

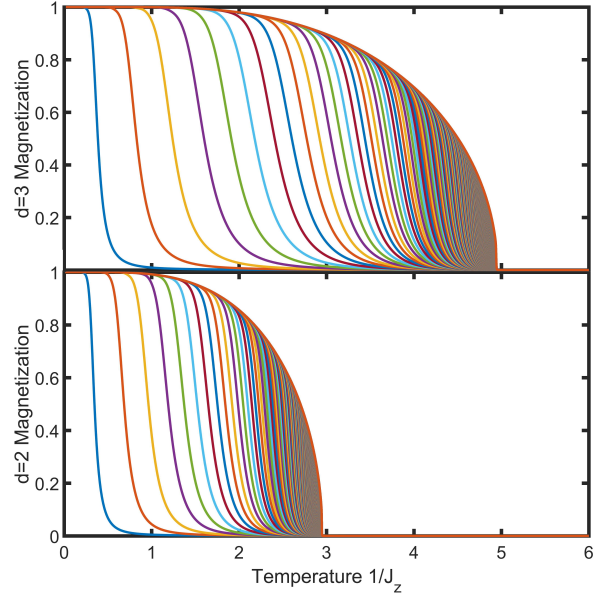


FIG. 2. Iterations in the magnetization calculations. Starting with a small seed of $M=0.00001$ and proceeding with the renormalization-group calculated magnetizations, after each iteration, each site applies a magnetic field of JM to its neighbors on the neighboring chains. The chains are arrayed to give a $d > 1$ dimensional system. The leftmost curve is the result of the first iteration. Distinctly for both $d = 2$ and 3 , the magnetizations quickly converge (to the rightmost curve) and give the higher-dimensional phase transitions.

The systems that we study are defined by the Hamiltonian

$$-\beta\mathcal{H} = J \sum_{\langle ij \rangle} s_i s_j + h \sum_i s_i, \quad (1)$$

where at each site i , the spin is $s_i = \pm 1$ and the first sum is over all pairs of nearest-neighbor sites $\langle ij \rangle$. We obtain the phase transitions and magnetizations of these Ising systems in spatial dimensions $d = 2, 3$ at magnetic field $H = 0$, based on the renormalization-group solution of the $d = 1$ system with $H \neq 0$, as given in Eq.(2).

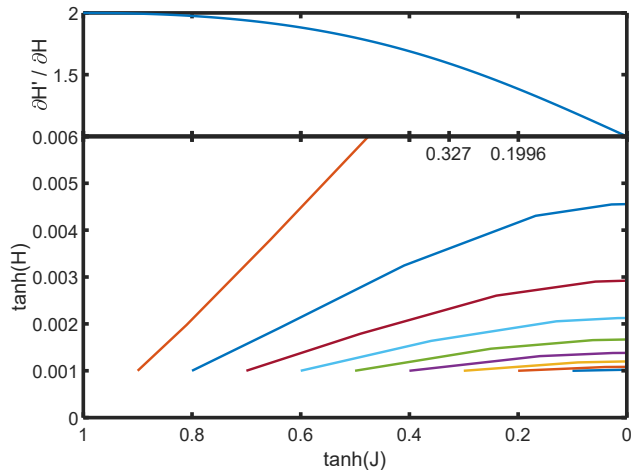


FIG. 3. Lower panel: Renormalization-group flows (Eq.(2)) of the $d = 1$ Ising model (Eq.(1)). Trajectories originating at the small $H = 0.001$ and the entire breadth of temperature are given, all terminating at different locations on the fixed line at $J = 0$. Upper panel: The derivative of the renormalized magnetic field H' with respect to the unrenormalized H , at $H = 0$. Its values dip around temperatures $1/J = 3$ and, as seen in the lower panel, the renormalization-group flows cross over from being field-like (at lower temperatures) to temperature-like. The renormalization-group trajectories originating at higher temperatures acquire minimal H before ending on the fixed line. This mechanism thwarts the lateral couplings of the chains and ushers the high-temperature disordered phase. The calculated transition temperatures for $d = 2$ (on left) and $d = 3$ are consistently shown on the middle axis.

II. RENORMALIZATION-GROUP FLOWS OF THE $d = 1$ ISING MODEL WITH MAGNETIC FIELD

The Ising model of Eq. (1) with non-zero magnetic field can be subjected, in $d = 1$, to exact renormalization-group transformation [2, 3] by effecting the sum over every other spin (aka, decimating, actually a misnomer).

The couplings of the remaining spins (of the thus renormalized system) are given by the recursion relations:

$$\begin{aligned}
 J' &= \frac{1}{4} \ln[R(++R(--)/R(+-)R(-+)], \\
 H' &= \frac{1}{4} \ln[R(++)/R(--)], \\
 G' &= b^d G + \frac{1}{4} \ln[R(++R(+-)R(--R(-+)], \\
 R(\sigma_1\sigma_3) &= \sum_{s_2=\pm 1} \exp[-\beta\mathcal{H}(s_1, s_2) - \beta\mathcal{H}(s_2, s_3)],
 \end{aligned} \tag{2}$$

where the primes refer to the quantities of the renormalized system, $b = 2$ is the length rescaling factor, $d = 1$ is the dimensionality, σ_i is the sign of s_i and, for calculational convenience, the Hamiltonian of Eq.(1) has been

rewritten in the equivalent form of

$$-\beta\mathcal{H} = \sum_{\langle ij \rangle} -\beta\mathcal{H}(s_i, s_j) = \sum_{\langle ij \rangle} [Js_i s_j + H(s_i + s_j) + G], \tag{3}$$

where G is the additive constant per bond, unavoidably generated by the renormalization-group transformation, not entering the recursion relations as an argument (therefore a captive variable), but crucial to the calculation of all the thermodynamic densities, as seen in Sec. III below.[4, 5]

Typical calculated renormalization-group flows of (J, H) are given in the lower panel of Fig. 3. All flows are to infinite temperature $1/J = \infty$ (with the exception of the unstable critical fixed point at zero temperature, zero field ($1/J = 0, H = 0$)). At infinite temperature (zero coupling, $J = 0$) a fixed line occurs in the H direction and is the sink of the disordered phase, which covers everything in (J, H) except for the single critical point. However, we shall see in Sec. IV below that this disordered phase engenders the ordered phases of $d = 2$ and 3.

The derivatives of the renormalized magnetic field H' with respect to the unrenormalized H , at $H = 0$, are shown in the upper panel of Fig. 3. Its values dip around temperatures $1/J = 3$ and, as seen in the lower panel, the renormalization-group flows cross over from being mainly in the field direction (field-like) at lower temperatures to temperature-like at higher temperatures. The renormalization-group trajectories originating at higher temperatures therefore acquire minimal H before ending on the fixed line. This mechanism thwarts the lateral couplings of the chains and ushers the high-temperature disordered phase.

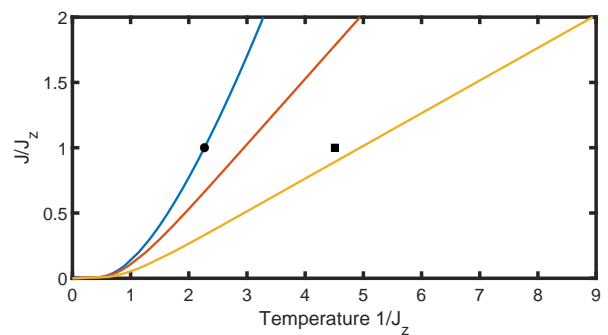


FIG. 4. Phase boundaries for the isotropic/anisotropic Ising models: From left to right, the $d = 2$ exact boundary $\exp(-2J) = \tanh(J_z)$ (Ref. [6]), the $d = 2$ and $d = 3$ boundaries calculated by our method. J_z is the nearest-neighbor interaction along the chains and J is the nearest-neighbor interaction lateral to the chains. The exact phase transition points for the isotropic systems, $J = J_z$, are given by the circle ($d = 2$) and square ($d = 3$) (Ref. [7]) data points.

III. RENORMALIZATION-GROUP CALCULATION OF THERMODYNAMIC DENSITIES

The thermodynamic densities $\mathbf{M} \equiv [1, \langle s_i s_j \rangle, \langle (s_i + s_j) \rangle]$, which are the densities conjugate to the interactions $\mathbf{J} \equiv [G, J, H]$ of Eq.(3), obey the density recursion relation

$$\mathbf{M} = b^{-d} \mathbf{M}' \cdot \mathbf{T}, \quad (4)$$

where the recursion matrix is $\mathbf{T} = \partial \mathbf{J}' / \partial \mathbf{J}$. The densities at the starting interactions of the renormalization-group trajectory are calculated by repeating Eq.(4) until the fixed-line is quasi-reached and applying the fixed-line densities, variable with respect to the terminus H , on the right side of the repeated Eq.(4):

$$\mathbf{M}(\mathbf{0}) = b^{-nd} \mathbf{M}(\mathbf{n}) \cdot \mathbf{T}(\mathbf{n}) \cdot \mathbf{T}(\mathbf{n}-1) \dots \cdot \mathbf{T}(\mathbf{1}), \quad (5)$$

where $\mathbf{M}(\mathbf{n})$ are the densities at the (J, H) location of the trajectory after the (n) th renormalization-group transformation and $\mathbf{T}(\mathbf{n})$ is the recursion matrix of the (n) th renormalization-group transformation.[4, 8] Thus, $\mathbf{M}(\mathbf{0})$ are the densities of the (J, H) location where the renormalization-group trajectory originates and the aim of the renormalization-group calculation. Note that $\mathbf{M}(\mathbf{0})$ is obtained by doing a calculation along the entire length of the trajectory. As seen in Fig. 3, the trajectory closely approaches, after a few renormalization-group transformations, a point $(J = 0, H)$ on the fixed line and $\mathbf{M}(\mathbf{n}) \simeq \mathbf{M}^*(H)$, where the latter magnetization is calculated on the fixed line.

The magnetizations $\mathbf{M}^*(H)$ on the fixed line are, by Eq.(4), the left eigenvector of the recursion matrix $\mathbf{T}^*(H)$ at the fixed line with eigenvalue b^d . (Since the recursion matrix is always non-symmetric, the left and right eigenvectors are different with the same eigenvalue.) In the present case, on the fixed line,

$$\mathbf{T}^*(H) = \begin{bmatrix} 2 & 0 & 2 \tanh(2H) \\ 0 & 0 & 0 \\ 0 & \tanh(2H) & 1 \end{bmatrix}$$

and the left eigenvector with eigenvalue $b^d = 2$ is $\mathbf{M}^*(H) = [1, \langle s_i s_j \rangle = (\tanh(2H))^2, \langle (s_i + s_j) \rangle = 2 \tanh(2H)]$.

IV. SHARP MAGNETIZATION CURVES AND PHASE DIAGRAMS

The phase diagrams (Fig. 4) for the anisotropic and isotropic Ising models in $d = 2$ and 3 are obtained by repeating our calculation for different values of the interactions J_z along the chains and J lateral to the chains, and compare well with the exact results also given in the figure. Critical exponents are obtained by power-law $M \sim (T_C - T)^\beta$ fitting simultaneously the exponent and

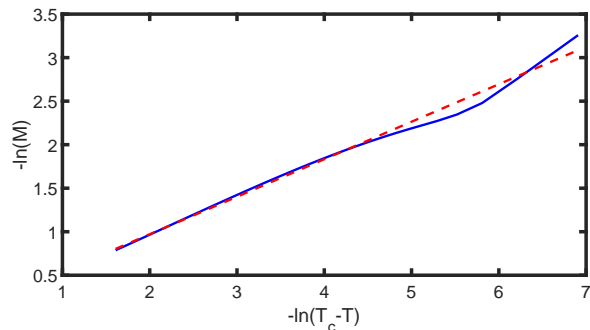


FIG. 5. Power-law $M \sim (T_C - T)^\beta$ fit to our $d = 2$ result. A fit over 6 decades, with a quality of fit $R = 99.6$, gives the critical exponent $\beta = 0.43$, lower than the mean-field value of $1/2$.

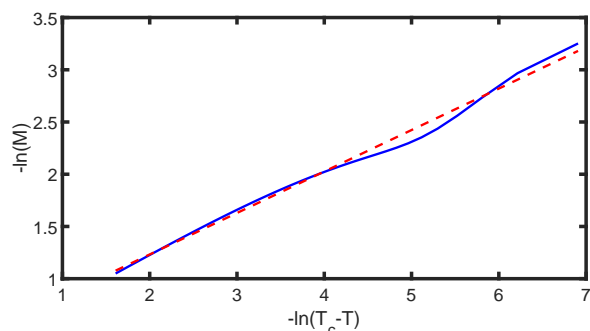


FIG. 6. Power-law $M \sim (T_C - T)^\beta$ fit to our $d = 3$ result. A fit over 6 decades, with a quality of fit $R = 99.5$, gives the critical exponent $\beta = 0.40$, lower than the mean-field value of $1/2$.

the critical temperature to the curves in Fig. 1. As seen in Figs. 5 and 6, in both cases fitting over 6 decades with a quality of fit of $R = 99.6$ and 99.5 , the critical exponents $\beta = 0.43$ and 0.40 are obtained, perhaps meaningfully lower than the mean-field value of $1/2$.

V. CONCLUSION

We believe that our method could be easily and widely implemented, since complex systems (as long as the interactions are non-infinite ranged) can be solved in $d = 1$ [2, 3] and applied to the higher dimensions as demonstrated here. Furthermore, random local densities can be obtained for quenched random systems [9], in $d = 1$ using renormalization-group theory, and applied with our method to a variety of quenched random systems in $d > 1$. It would also be interesting to apply to systems which show chaos under direct renormalization-group theory, obtaining an alternate path to study such chaos [5, 10, 11].

ACKNOWLEDGMENTS

Support by the Academy of Sciences of Turkey (TÜBA) is gratefully acknowledged.

-
- [1] S. B. Frobenius, Preuss. Akad. Wiss. 471 (1908); 514 (1909).
- [2] D. R. Nelson and M. E. Fisher, Soluble Renormalization Groups and Scaling Fields for Low-Dimensional Ising Systems, Ann. Phys. (N.Y.) **91**, 226 (1975).
- [3] G. Grinstein, A.N. Berker, J. Chalupa, and M. Wortis, Exact renormalization group with Griffiths singularities and spin-glass behavior: The random Ising chain, Phys. Rev. Lett. **36**, 1508 (1976).
- [4] A. N. Berker and S. Ostlund, Renormalisation-group calculations of finite systems: Order parameter and specific heat for epitaxial ordering, J. Phys. C **12**, 4961 (1979).
- [5] B. Atalay and A.N. Berker, A lower lower-critical spin-glass dimension from quenched mixed-spatial-dimensional spin glasses, Phys. Rev. E **98**, 042125 (2018).
- [6] B. M. McCoy and T. T. Wu, *The Two-Dimensional Ising Model*, (Harvard University Press, Cambridge, 1973).
- [7] K. Binder and E. Luijten, Monte Carlo test of renormalization-group predictions for critical phenomena in Ising models, Phys. Rep. **344**, 179 (2001).
- [8] E. C. Artun and A. N. Berker, Complete density calculations of q-state Potts and clock models: Reentrance of interface densities under symmetry breaking, arXiv:2005.00474 [cond-mat.stat-mech] (2020).
- [9] D. Yeşiltepe and A. N. Berker, Renormalization-group calculation of local magnetizations and correlations: Random-bond, random-field, and spin-glass systems, Phys. Rev. Lett. **78**, 1564 (1997).
- [10] A. Billoire, L. A. Fernandez, A. Maiorano, E. Marinari, V. Martin-Mayor, J. Moreno-Gordo, G. Parisi, F. Ricci-Tersenghi, J.J. Ruiz-Lorenzo, Dynamic variational study of chaos: Spin glasses in three dimensions, J. Stat. Mech. - Theory and Experiment, 033302 (2018).
- [11] R. Eldan, The Sherrington-Kirkpatrick spin glass exhibits chaos, arXiv:2004.14885 (2020)